

How to access PEP-Web through DPG

1. Log into DPG website and click on the PEP-Web link, you will then be here:

PEP - Psychoanalytic Electronic Publishing
A Psychoanalytic Library at your fingertips

PEP-Web contains more than 136,000 articles covering over a million pages. Use it:

- To extend your knowledge by finding something new! **This is its primary value.**
- To find something you already think is here.
- To browse it like a physical library.

Extend your knowledge The top box to the left is called **SmartSearch**. It takes all kinds of search inputs.

- Try it by typing in some psychoanalytic terms - to get useful results so that you are not overwhelmed, **enter two or three at a time**. It will make the search more precise, returning only the most relevant results.
- You can also paste a reference from an article into the field, type a journal name or part of a journal name, or type an Author name and do many other things.

Select a video below, or visit the PEP Support Site

[Quick Introduction](#) [Searching and Browsing](#) [Refining Your Results](#)

Some Special Features

- Fully Text Searchable Videos from leading psychoanalysts
- Translate texts into your language (on Google Chrome)
- Freud in his original German (paragraph linked to the Standard Edition)
- Freud in the Standard Edition English translation (paragraph linked to original German)
- Personalised suggestions and saved articles

Sign In

You have been granted full archive access to PEP because your institution has a valid subscription based on what is called a "Referral/Federated-OpenAthens/IP Address" logon. But to be able to alter the look and feel of the site, save papers, searches and favorites and many other things, you need to become a registered user (which is free). You do that once, then access this site direct using the personal login you create. (Every 90 days you need to come in via your university/institute to re-validate). If you already have a log-in on the PaDS system, use that. [Click here for more details.](#)

Username

Password

Forgot Password?

Not a registered user? [Click here to register](#)

Federated/OpenAthens Login

2. See the 'Sign In' box on the right-hand side:
 - If you know your [PaDS \(our registration system\)](#) username and password, that is the information you need to log in.
 - If you do not know this information, click the link the arrow is pointing to below. This will open a new tab/window on PaDS.

Sign In


You have been granted full archive access to PEP because your institution has a valid subscription based on what is called a "Referral/Federated-OpenAthens/IP Address" logon. But to be able to alter the look and feel of the site, save papers, searches and favorites and many other things, you need to become a registered user (which is free). You do that once, then access this site direct using the personal login you create. (Every 90 days you need to come in via your university/institute to re-validate). If you already have a log-in on the PaDS system, use that. [Click here for more details.](#)

Username


Password

Forgot Password?

Not a registered user? [Click here to register](#)



PaDS
Psychoanalysts Database System



NEW BASIC USER REGISTRATION English Spanish

Basic English Header Here

Customer Information
Please note all fields marked with a * are mandatory

Email Address: * Your email address will become your PEP Username.

First Name: *


Last Name: *

Country: *


PEP retains your email details because it may need to contact you on matters connected to your access or subscription. It will not use your email for any other purpose or divulge it to a third party.
Our Data Policy is described [here](#).
Click here to acknowledge you agree. *

Please email support@p-e-p.org if you have any questions.

- a. Fill out the required information and when you are done, click 'Save'. You will then be brought to this page, which tells you a registration email has been sent to the email address you provided:



PaDS
Psychoanalysts Database System



NEW BASIC USER REGISTRATION English Spanish

Your new user account has now been setup and an email has been sent to . This email contains details of how to activate your account and allow you to choose your password. Please note, you will need to activate your account within 24 hours.

- b. If you cannot see the email (see example below) in your inbox, make sure to check your spam/junk mail folder:

PaDS Psychoanalysts Database System

Dear PaDS User,

Welcome to PaDS.

If you are a subscriber or administrator, you will need to reset your password within 24 hours.

If you are a new subscriber or administrator and received an activation email, you will need to activate your account within 24 hours.

PaDS Password Reset/Activation

If you miss the deadline to reset your password, please enter another request.

If you are an administrator and miss the deadline for activating your account, please contact support@p-e-p.org to request a new email to be issued.

Thank you,
PaDS Administration

c. Click on the link called 'PaDS Password Reset/ Activation'.

Note: link expires after 24 hours.

d. When you click the link, another tab/window will open and will bring you back to PaDS.

The screenshot shows the PaDS Psychoanalysts Database System interface. At the top, there is a blue header with the PaDS logo on the left and the PEP logo on the right. Below the header, the text reads "WELCOME TO PADS ACCOUNT ACTIVATION & PASSWORD RESET". The main content area contains a form with the following fields: "Email Address:" (with a blue bar), "User Name:" (with a blue bar), "New Password:" (with a light blue bar), and "Confirm Password:" (with a light blue bar). Below the form, there is a section titled "Passwords on PaDS must conform to the following:" followed by four numbered requirements: 1) Must be 8 characters or more, 2) Can only contain alpha-numeric characters, 3) Must contain both upper-case and lower-case characters, and 4) Must contain at least one number. At the bottom of the form area, there is a blue button labeled "Activate/Reset".

e. Set your password according to the requirements and click 'Activate/ Reset'.

3. You are now signed into PEP-Web!

Once you do this, you will be able to access PEP-Web directly at <https://pep-web.rocks> without visiting the DPG site first on any device. However, when going directly to PEP-Web you will need to use your PaDS credentials to log in and not the DPG ones. Every 90 days you will be asked to re-validate by visiting the DPG site once more. All of your preferences and personalization will be saved.